

FIELD CONNECTION WIRES-----18 GAGE
 POINT WIRES-----22 GAGE
 STATION WIRES-----22 GAGE
 AUDIO WIRES-----22 GAGE SHEILD

NOTE!

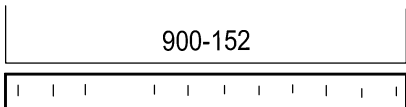
RUNS OVER 750 FT INCREASE FIELD CONNECTION WIRES AND POINT WIRES ONE GAGE SIZE.

IMPORTANT

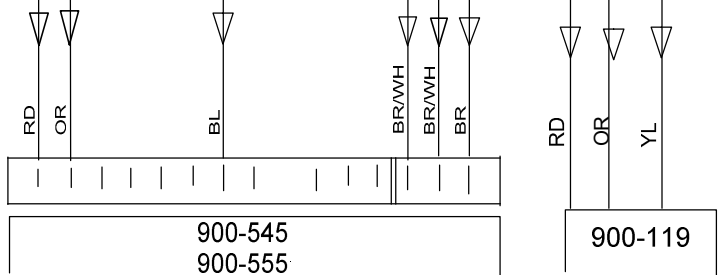
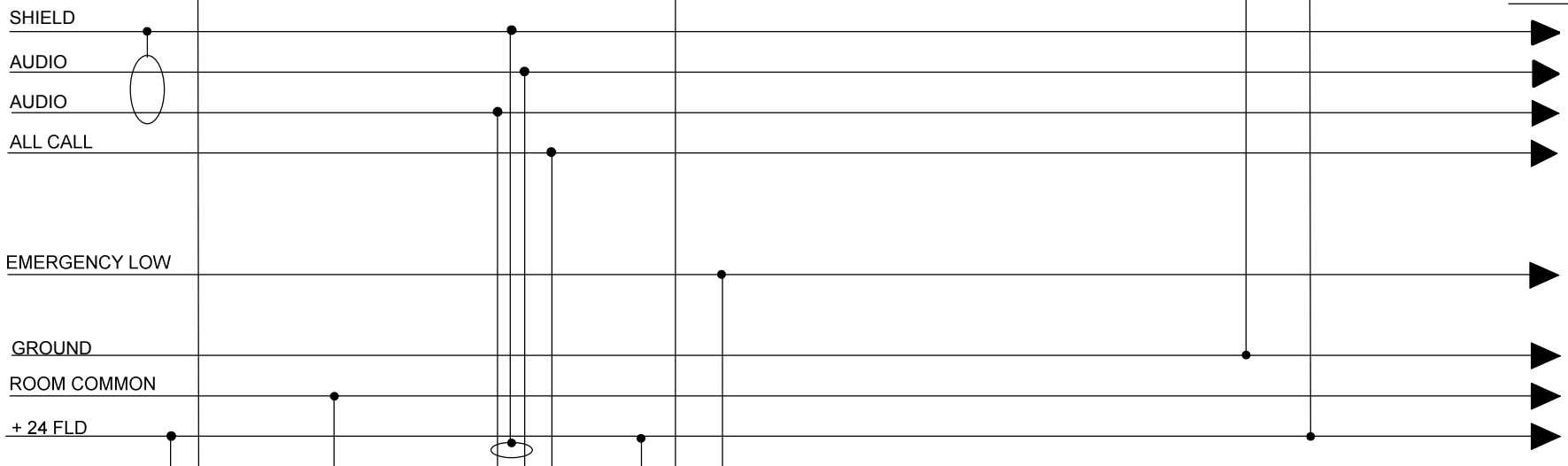
TIE TOGETHER AND TAPE AUDIO SHIELDS AT ALL JUNCTIONS POINTS AND CONNECT ONLY TO SHIELD (SH) TERMINAL IN CONTROL PANEL.

A CONNECTOR IS SUPPLIED WITH EACH PATIENT STATION. WIRES NOT USED MUST BE ELECTRICALLY ISOLATED

IT IS RECOMMENDED THAT A FIELD CONNECTION CABLE RUN FROM THE CONTROL PANEL BE LOOPED DOME LIGHT JUNCTION BOX TO DOME LIGHT JUNCTION BOX FOR EACH SIDE OF A HALLWAY.



POINTS (1-80)
 900-203
 CONTROL PANEL



Engineered Electronics, Inc 4301 Industrial Access Road Douglasville, GA. 30134			
TITLE AUDIO VISUAL PATIENT STATION WITH ONE ASSOCIATED EMERGENCY DEVICE			
SIZE A	DRAWING NO. 103-003	REV 10-04-05	
SCALE	DATE 2-17-03		